

Planetarium Fund

American Selection – Class A

Data as of: 31.07.2024
 Class A: US\$ 386.01
 AuM: US\$ 66.8 mln

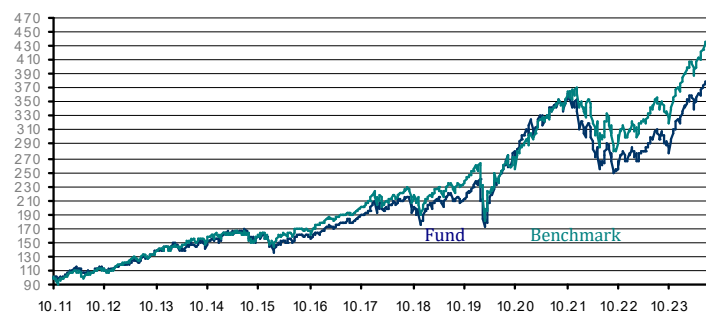
Fund Philosophy

Planetarium American Selection Fund is a fund of funds that invest primarily in US based companies. The main feature of the fund is its multimanager approach which consists in selecting “benchmark agnostic” managers with proven excellence (best in class) and combining different investment styles to guarantee a high level of diversification. The fund is actively managed with the target to achieve a medium-term performance superior to the S&P 500 and maintain a greater stability of the results due to better risk-return relationship.



Fund Performance

Performance Chart



Planetarium American Selection Fund Versus Benchmark

| | Fund % | Benchmark % |
|--------------|--------|-------------|
| Year-to-date | 12.17 | 15.78 |
| 3 months | 6.02 | 9.66 |
| 6 months | 10.54 | 13.96 |
| 1 year | 17.52 | 20.34 |
| 3 years | 6.32 | 25.64 |
| 5 years | 67.79 | 85.29 |

Benchmark: Standard and Poor's 500

Calendar Year

| | Jan | Feb | Mar | Apr | May | Jun | Jul | Aug | Sep | Oct | Nov | Dec | Year | Bench |
|------|--------|--------|---------|--------|--------|--------|--------|--------|--------|--------|--------|--------|---------|---------|
| 2024 | 1.55 | 5.56 | 3.16 | (4.13) | 3.86 | 3.94 | | | | | | | | |
| 2023 | 5.57 | (2.77) | 1.25 | 1.19 | 1.28 | 6.20 | 3.42 | (1.72) | (4.74) | (3.06) | 9.51 | 5.40 | 22.57 | 24.23 |
| 2022 | (9.31) | (2.49) | 2.82 | (8.87) | (3.00) | (9.39) | 9.07 | (2.88) | (8.43) | 7.08 | 3.35 | (3.69) | (24.76) | (19.44) |
| 2021 | (0.22) | 2.59 | 0.51 | 5.85 | (0.83) | 3.72 | 1.52 | 2.11 | (4.31) | 5.47 | (0.86) | 0.58 | 16.88 | 26.89 |
| 2020 | 2.00 | (9.16) | (10.65) | 14.46 | 7.17 | 3.44 | 7.33 | 7.02 | (2.34) | (2.61) | 12.80 | 3.39 | 33.83 | 16.26 |
| 2019 | 9.36 | 3.63 | 0.63 | 4.34 | (6.32) | 6.18 | 2.15 | (3.28) | (1.09) | 1.63 | 4.93 | 1.64 | 25.35 | 28.88 |
| 2018 | 6.23 | (2.32) | (4.09) | 1.50 | 2.16 | 0.83 | 1.93 | 3.82 | (0.01) | (8.89) | 1.26 | (9.34) | (7.89) | (6.24) |
| 2017 | 2.80 | 3.72 | 0.01 | 1.58 | 0.45 | 0.99 | 2.37 | (0.52) | 2.01 | 2.19 | 2.05 | 3.45 | 21.06 | 19.42 |
| 2016 | (8.93) | (0.41) | 4.74 | 0.57 | 2.14 | (1.93) | 5.63 | (0.32) | 0.23 | (2.03) | 3.30 | (0.11) | 2.10 | 9.54 |
| 2015 | (1.10) | 6.98 | (0.65) | (0.85) | 1.67 | (1.11) | 3.22 | (6.47) | (5.16) | 7.83 | 0.13 | (1.21) | 2.32 | (0.73) |
| 2014 | (2.31) | 5.25 | (3.23) | (2.90) | 2.90 | 2.95 | (1.35) | 3.79 | (2.15) | 2.54 | 2.58 | (0.31) | 7.52 | 11.39 |

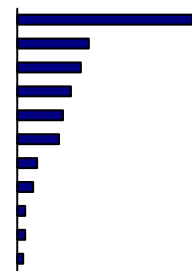
Fund Overview*

Top 10 Positions

| | |
|--|-------|
| iShares Edge MSCI USA Quality Factor UCITS ETF | 11.5% |
| JPMorgan Funds - US Select Equity Plus Fund | 11.2% |
| T Rowe Price Funds SICAV - US Large-Cap Growth Equity Fund | 11.0% |
| iShares S&P 500 Information Technology Sector UCITS ETF | 10.9% |
| Allspring Lux Worldwide Fund - US All Cap Growth | 6.0% |
| JPMorgan US Research Enhanced Index Equity ESG UCITS ETF | 6.0% |
| Fisher Investments Institutional US Equity ESG Fund | 5.8% |
| iShares S&P 500 Financials Sector UCITS ETF USD ACC | 5.6% |
| iShares S&P 500 Equal Weight UCITS ETF | 5.0% |
| iShares S&P 500 Communication Sector UCITS ETF | 4.3% |

Sector Allocation

| | |
|------------------------|-------|
| Information Technology | 33.2% |
| Financials | 13.7% |
| Health Care | 12.0% |
| Communication Services | 10.4% |
| Consumer Discretionary | 8.6% |
| Industrials | 7.8% |
| Energy | 3.9% |
| Consumer Staples | 2.9% |
| Real Estate | 1.4% |
| Utilities | 1.4% |
| Materials | 1.3% |

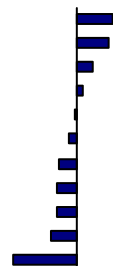


Style

| | |
|--------|-------|
| Growth | 47.8% |
| Blend | 33.1% |
| Value | 17.6% |

Active Position

| | | |
|------------------------|-------|-------|
| Information Technology | 33.2% | 1.7% |
| Communication Services | 10.4% | 1.5% |
| Financials | 13.7% | 0.8% |
| Energy | 3.9% | 0.3% |
| Health Care | 12.0% | -0.1% |
| Industrials | 7.8% | -0.4% |
| Real Estate | 1.4% | -0.8% |
| Materials | 1.3% | -0.9% |
| Utilities | 1.4% | -0.9% |
| Consumer Discretionary | 8.6% | -1.2% |
| Consumer Staples | 2.9% | -3.0% |



Market Capitalization

| | |
|----------------|-------|
| Large cap | 92.1% |
| Mid cap | 6.0% |
| Not Classified | 1.4% |
| Small Cap | 0.6% |

*These data result from the consolidation of the positions held by the underlying funds.

Manager

PKB Private Bank SA
Michele Scarmignan

Fees

Management fee: 1.50%
Performance fee: 15% over the
benchmark with high
watermark

Refers to the Prospectus/KID
for all costs

Minimum Investment

No minimum amount

Subscriptions/ Redemptions

Daily

Isin: LU0417729729

Bloomberg: PLQUASA LX

Telekurs:10007392

Registered for sale

Luxembourg, Switzerland, Italy

Legal Structure / Fund Domiciliation:

Planetarium Fund, UCITS V, Luxembourg

Management Company, Principal Distributor:

Lemanik Asset Management SA, Luxembourg

Custodian Bank, Transfer Agent, Central Administration, Paying Agent:

BNP Paribas, Luxembourg Branch

Promoter:

PKB Private Bank SA

Contacts:

PKB Private Bank SA
Via S. Balestra 1
CH - 6901 Lugano
www.pkb.ch

Planetarium Fund
106, Route d'Arlon
L-8210 Mamer
Grand Duchy of Luxembourg
www.planetariumfund.com
Email: info@planetariumfund.com

Information specific to Swiss investors:

Representative:

ACOLIN Fund Services AG

Paying Agent:

PKB Private Bank SA

Publications:

www.fundinfo.com

Information specific to Italian investors:

Paying Agents:

Société Générale Securities Services S.p.A.;

ALLFUNDS BANK S.A.;

Banca Sella Holding S.p.A.

Publications:

www.fundsquare.net

Disclaimer:

This report has been prepared for information only and must not be distributed, published, reproduced or disclosed by recipients to any other person. All information provided here are subject to change without notice. All investors must obtain and carefully read the prospectus which contains additional information needed to evaluate the potential investment and provides important disclosures regarding risks, fees and expenses. Historical performance is not an indication of current or future performance. Performance shown does not take account of any fees and costs charged when subscribing or redeeming shares. Data and graphical information herein are for information only. No separate verification has been made as to the accuracy or completeness of these data which may have been derived from third party sources. As a result, no representation or warranty, express or implied, is or will be made by PKB as regards the information contained herein. This is a marketing communication. Please refer to the prospectus and to the KID before making any final investment decisions. The Fund is a compartment of the part I Luxembourg SICAV Planetarium UCITS compliant. The prospectus, the articles of association, the key information documents and the annual and semi-annual reports may be obtained free of charge from the PKB representative. The key information documents are available in Italian and in English. A summary of investors rights is included in the prospectus and is available in Italian and English in our website www.planetariumfund.com.