

# Planetarium Fund

## Eurocurrencies Bonds – Class A

### Fund Philosophy

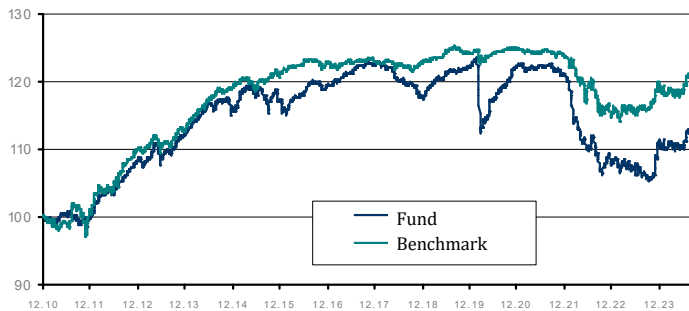
The fund is actively managed with the target to maximize returns in a medium term perspective. The fund invests at least two thirds of its assets in Euro denominated bonds or bond related instruments, with a high fundamental quality and traded on regulated markets. The remaining third can be invested in liquid instruments and bond related instruments denominated in currencies other than Euro, or in mortgage-backed and asset-backed securities with guarantee from a high rated issuer. Convertible bonds are allowed with a 25% maximum. Currencies of the investments that aren't denominated in Euro can be hedged.

Risk Indicator:

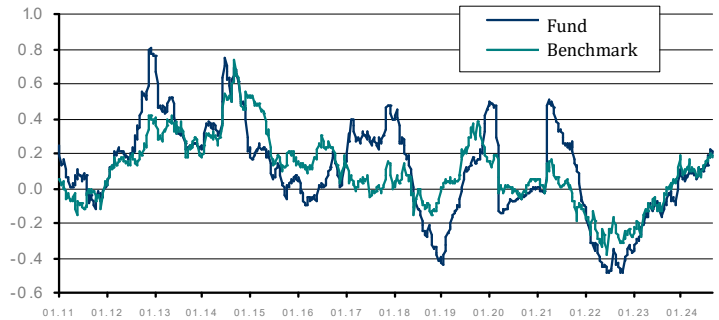


### Fund Performance

#### Performance Chart



#### Yearly Performance Risk- Adjusted



#### EC Bond Versus benchmark

	Fund %	Benchmark %
Year-to-date	1.41	0.84
3 months	2.47	2.60
6 months	2.62	2.63
1 year	5.85	3.99
2 years	2.86	2.65
5 years	-7.28	-3.43
Since launch	71.88	-

Benchmark: Bloomb. Euro Govt 1-10 Yr Bond to 12.2023; Bloomb.Barclays EUR Govt 1-5Yr.TR, to 5.2017; EFFAS Euro Govt 3-5 Yrs Tot.Ret.


#### Calendar Year

	Jan	Feb	Mar	Apr	May	Jun	Jul	Aug	Sep	Oct	Nov	Dec	Year	Bench
2024	(0.46)	(0.72)	1.28	(0.83)	(0.30)	0.34	1.22	0.90						
2023	0.63	(1.32)	0.50	(0.14)	(0.11)	0.12	(0.11)	(0.77)	(0.81)	0.05	1.49	3.64	3.13	4.37
2022	(0.88)	(1.90)	(2.61)	(1.94)	(0.83)	(1.28)	1.40	(1.73)	(2.73)	0.84	1.16	(0.88)	(10.90)	(7.12)
2021	0.06	(0.49)	0.01	0.31	(0.06)	0.33	(0.26)	0.18	(0.17)	(0.45)	(0.44)	-	(1.00)	(0.93)
2020	0.78	(0.29)	(7.67)	1.16	0.90	1.48	0.81	0.28	0.50	0.61	1.59	0.32	0.11	0.59
2019	0.63	0.76	0.41	0.57	(0.21)	0.51	0.70	(0.14)	0.09	0.03	0.13	0.15	3.68	0.97
2018	0.20	(0.20)	(0.49)	0.18	(1.28)	(0.52)	0.39	(0.76)	0.34	(0.62)	(0.78)	(0.38)	(3.87)	(0.01)
2017	(0.03)	0.85	(0.16)	0.50	0.31	(0.01)	0.60	0.28	(0.07)	0.56	(0.11)	(0.15)	2.59	0.02
2016	(1.05)	(0.01)	1.06	0.49	0.27	0.08	0.96	0.52	(0.06)	(0.14)	(0.62)	0.39	1.87	1.51
2015	0.10	1.62	0.42	0.60	0.22	(1.36)	0.81	(0.87)	(2.10)	2.21	0.70	(1.25)	0.99	1.82
2014	0.64	1.14	0.12	0.50	0.83	0.69	(0.36)	0.64	0.12	0.12	0.31	(1.35)	3.36	5.78

### Fund Overview

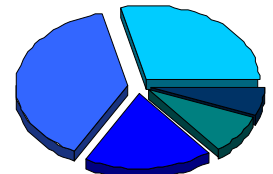
#### Currency Exposure

- EUR 96.8%
- NLG 2.9%
- USD 0.3%



#### Maturity Breakdown in Years

- Cash 6.1%
- 0-3 8.3%
- 3-5 18.6%
- 5-10 38.4%
- >10 28.7%



#### Top 10 Positions

DEUTSCHLAND REP 2.4% 23-15/11/2030	5.9
DEUTSCHLAND I/L 0.5% 14-15/04/2030	3.6
DEUTSCHLAND REP 1.7% 22-15/08/2032	3.1
AXA SA 22-10/03/2043 FRN	2.9
FRANCE O.A.T. 2.75% 23-25/02/2029	2.9
ALLIANZ SE 22-05/07/2052 FRN	2.9
ITALY BTPS 3.5% 24-15/02/2031	2.9
ELM BV FOR HELVE 17-29/09/2047	2.9
ITALY BTPS 3% 19-01/08/2029	2.9
ITALY BTPS 2.8% 18-01/12/2028	2.5

Number of positions: 68

#### Rating

Cash	6.1%
AAA	17.4%
AA	7.3%
A	25.9%
BBB	29.7%
BB	1.3%
NR	12.3%

Average portfolio YTM:	3.17
Average portfolio duration (yrs):	4.51
Average portfolio coupon:	2.82

## Manager

PKB Private Bank SA  
Sascha Kever

## Fees

Management fee: 0.75%  
Performance fee: no  
Subscription fee: up to 2.5%

Refers to the Prospectus/KID  
for all costs

## Minimum Investment

No minimum required

## Subscriptions/ Redemptions

Daily

Isin: LU0078275806  
Bloomberg: PLURBI LX  
Telekurs: 665734

## Registered for sale

Luxembourg, Switzerland, Italy

## Legal Structure / Fund Domiciliation:

Planetarium Fund, UCITS V, Luxembourg

## Management Company, Principal Distributor:

Lemanik Asset Management SA, Luxembourg

## Custodian Bank, Transfer Agent, Central Administration, Paying Agent:

BNP Paribas, Luxembourg Branch

## Promoter:

PKB Private Bank SA

## Contacts:

PKB Private Bank SA  
Via S. Balestra 1  
CH - 6901 Lugano  
www.pkb.ch

Planetarium Fund  
106, Route d'Arlon  
L-8210 Mamer  
Grand Duchy of Luxembourg  
www.planetariumfund.com  
Email: info@planetariumfund.com

## Information specific to Swiss investors:

Representative:	ACOLIN Fund Services AG
Paying Agent:	PKB Private Bank SA
Publications:	www.fundinfo.com

## Information specific to Italian investors:

Paying Agents:	Société Générale Securities Services S.p.A.; ALLFUNDS BANK S.A.; Banca Sella Holding S.p.A.
----------------	---

Publications:	www.fundsquare.net
---------------	--------------------

## Disclaimer:

**This report has been prepared for information only and must not be distributed, published, reproduced or disclosed by recipients to any other person. All information provided here are subject to change without notice. All investors must obtain and carefully read the prospectus which contains additional information needed to evaluate the potential investment and provides important disclosures regarding risks, fees and expenses. Historical performance is not an indication of current or future performance. Performance shown does not take account of any fees and costs charged when subscribing or redeeming shares. Data and graphical information herein are for information only. No separate verification has been made as to the accuracy or completeness of these data which may have been derived from third party sources. As a result, no representation or warranty, express or implied, is or will be made by PKB as regards the information contained herein. This is a marketing communication. Please refer to the prospectus and to the KID before making any final investment decisions. The Fund is a compartment of the part I Luxembourg SICAV Planetarium UCITS compliant. The prospectus, the articles of association, the key information documents and the annual and semi-annual reports may be obtained free of charge from the PKB representative. The key information documents are available in Italian and in English. A summary of investors rights is included in the prospectus and is available in Italian and English in our website [www.planetariumfund.com](http://www.planetariumfund.com).**