

Planetary Fund

American Selection – Class A

Data as of: 29.08.2025

Class A: US\$ 456.69

AuM: US\$ 82.4 mln

Fund Philosophy

Planetary American Selection Fund is a fund of funds that invest primarily in US based companies.

The main feature of the fund is its multimanager approach which consists in selecting “benchmark agnostic” managers with proven excellence (best in class) and combining different investment styles to guarantee a high level of diversification.

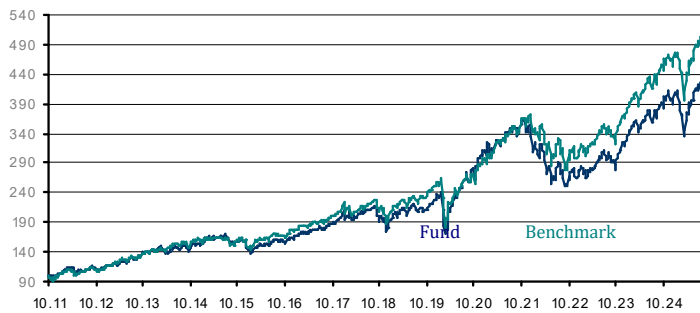
The fund is actively managed with the target to achieve a medium-term performance superior to the S&P 500 and maintain a greater stability of the results due to better risk-return relationship.

Risk Indicator:



Fund Performance

Performance Chart



Fund vs Benchmark

	Fund %	Benchmark %
Year-to-date	10.21	9.84
3 months	11.24	9.28
6 months	10.44	8.49
1 year	14.08	14.37
3 years	58.66	63.34
5 years	58.67	84.56

Benchmark: Standard and Poor's 500

Calendar Year

	Jan	Feb	Mar	Apr	May	Jun	Jul	Aug	Sep	Oct	Nov	Dec	Year	Bench
2025	3.07	(3.18)	(7.23)	(0.11)	7.14	5.51	2.47	2.89						
2024	1.55	5.56	3.16	(4.13)	3.86	3.94	(0.25)	2.37	1.33	(0.43)	6.15	(3.32)	21.36	23.31
2023	5.57	(2.77)	1.25	1.19	1.28	6.20	3.42	(1.72)	(4.74)	(3.06)	9.51	5.40	22.57	24.23
2022	(9.31)	(2.49)	2.82	(8.87)	(3.00)	(9.39)	9.07	(2.88)	(8.43)	7.08	3.35	(3.69)	(24.76)	(19.44)
2021	(0.22)	2.59	0.51	5.85	(0.83)	3.72	1.52	2.11	(4.31)	5.47	(0.86)	0.58	16.88	26.89
2020	2.00	(9.16)	(10.65)	14.46	7.17	3.44	7.33	7.02	(2.34)	(2.61)	12.80	3.39	33.83	16.26
2019	9.36	3.63	0.63	4.34	(6.32)	6.18	2.15	(3.28)	(1.09)	1.63	4.93	1.64	25.35	28.88
2018	6.23	(2.32)	(4.09)	1.50	2.16	0.83	1.93	3.82	(0.01)	(8.89)	1.26	(9.34)	(7.89)	(6.24)
2017	2.80	3.72	0.01	1.58	0.45	0.99	2.37	(0.52)	2.01	2.19	2.05	3.45	21.06	19.42
2016	(8.93)	(0.41)	4.74	0.57	2.14	(1.93)	5.63	(0.32)	0.23	(2.03)	3.30	(0.11)	2.10	9.54
2015	(1.10)	6.98	(0.65)	(0.85)	1.67	(1.11)	3.22	(6.47)	(5.16)	7.83	0.13	(1.21)	2.32	(0.73)

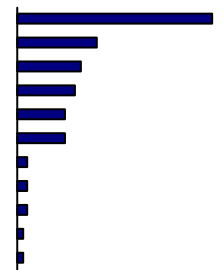
Fund Overview*

Top 10 Positions

Xtrackers S&P 500 Swap UCITS ETF	18.4%
iShares S&P 500 Swap UCITS ETF	14.0%
Morgan Stanley Investment Funds - US Growth Fund	10.9%
Invesco S&P 500 UCITS ETF	10.8%
JPMorgan Funds - US Select Equity Plus Fund	10.3%
JPMorgan US Research Enhanced Index Equity ESG UCITS ETF	9.8%
iShares S&P 500 Information Technology Sector UCITS ETF	9.2%
iShares Edge MSCI USA Quality Factor UCITS ETF	7.6%
T Rowe Price Funds SICAV - US Large-Cap Growth Equity Fund	5.4%
iShares S&P 500 Financials Sector UCITS ETF USD ACC	2.8%

Sector Allocation

Information Technology	37.0%
Financials	15.0%
Consumer Discretionary	12.0%
Communication Services	11.0%
Industrials	9.0%
Health Care	9.0%
Real Estate	2.0%
Materials	2.0%
Consumer Staples	2.0%
Utilities	1.0%
Energy	1.0%

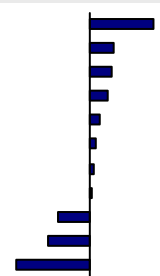


Style

Blend	44.2%
Growth	32.8%
Value	21.8%

Active Position

Information Technology	37.0%	3.0%
Consumer Discretionary	12.0%	1.1%
Financials	15.0%	1.0%
Industrials	9.0%	0.8%
Health Care	9.0%	0.5%
Communication Services	11.0%	0.3%
Materials	2.0%	0.2%
Real Estate	2.0%	0.1%
Utilities	1.0%	-1.5%
Energy	1.0%	-2.0%
Consumer Staples	2.0%	-3.5%



Market Capitalization

Large cap	91.8%
Mid cap	6.6%
Small Cap	1.6%

*These data result from the consolidation of the positions held by the underlying funds.

Manager

PKB Private Bank SA
Michele Scarmignan

Fees

Management fee: 1.50%
Performance fee: 15% over the benchmark with high watermark

Refers to the Prospectus/KID for all costs

Minimum Investment

No minimum amount

Subscriptions/ Redemptions

Daily

Isin: LU0417729729

Bloomberg: PLQUASA LX

Telekurs:10007392

Registered for sale

Luxembourg, Switzerland, Italy

Legal Structure / Fund Domiciliation:

Planetarium Fund, UCITS V, Luxembourg

Management Company, Principal Distributor:

Lemanik Asset Management SA, Luxembourg

Custodian Bank, Transfer Agent, Central Administration, Paying Agent:

BNP Paribas, Luxembourg Branch

Promoter:

PKB Private Bank SA

Contacts:

PKB Private Bank SA
Via S. Balestra 1
CH – 6901 Lugano
www.pkb.ch

Planetarium Fund
106, Route d'Arlon
L-8210 Mamer
Grand Duchy of Luxembourg
www.planetariumfund.com
Email: info@planetariumfund.com

Information specific to Swiss investors:

Representative:
Paying Agent:
Publications:

ACOLIN Fund Services AG
PKB Private Bank SA
www.fundinfo.com

Information specific to Italian investors:

Paying Agents:

Société Générale Securities Services S.p.A.;
ALLFUNDS BANK S.A.;
Banca Sella Holding S.p.A.

Publications:

www.fundsquare.net

Disclaimer:

This report has been prepared for information only and must not be distributed, published, reproduced or disclosed by recipients to any other person. All information provided here are subject to change without notice. All investors must obtain and carefully read the prospectus which contains additional information needed to evaluate the potential investment and provides important disclosures regarding risks, fees and expenses. Historical performance is not an indication of current or future performance. Performance shown does not take account of any fees and costs charged when subscribing or redeeming shares. Data and graphical information herein are for information only. No separate verification has been made as to the accuracy or completeness of these data which may have been derived from third party sources. As a result, no representation or warranty, express or implied, is or will be made by PKB as regards the information contained herein. This is a marketing communication. Please refer to the prospectus and to the KID before making any final investment decisions. The Fund is a compartment of the part I Luxembourg SICAV Planetarium UCITS compliant. The prospectus, the articles of association, the key information documents and the annual and semi-annual reports may be obtained free of charge from the PKB representative. The key information documents are available in Italian and in English. A summary of investors rights is included in the prospectus and is available in Italian and English in our website www.planetariumfund.com.