

Planetarium Fund

American Selection – Class A

Data as of: 29.05.2026

Class A: US\$ 597.76

AuM: US\$ 118.07 mln

Fund Philosophy

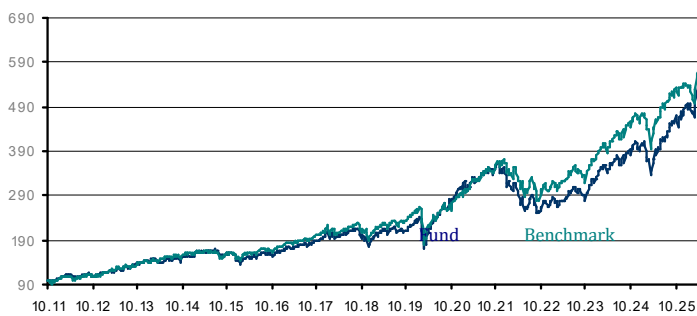
Planetarium American Selection aims to outperform the SP 500 Index over the medium term through investing in the US market. The Fund is actively managed and aims at outperforming the benchmark, “SP 500 Index”, which is also used for performance comparison purpose. The Fund will also have the flexibility to invest in securities which are not included in the index in order to take advantage of specific investment opportunities. The portfolio holdings and their weighting may consequently deviate substantially from the benchmark.

Risk Indicator:



Fund Performance

Performance Chart



Fund vs Benchmark

	Fund %	Benchmark %
Year-to-date	19.17	9.68
3 months	13.70	9.48
6 months	21.39	11.02
1 year	45.60	27.93
3 years	99.87	79.85
5 years	73.38	79.91

Benchmark: Standard and Poor's 500

Calendar Year

	Jan	Feb	Mar	Apr	May	Jun	Jul	Aug	Sep	Oct	Nov	Dec	Year	Bench
2026	4.76	0.05	(6.45)	15.43	7.82								21.04	16.39
2025	3.07	(3.18)	(7.23)	(0.11)	7.14	5.51	2.47	2.89	4.36	3.66	(0.32)	1.86	(3.32)	21.36
2024	1.55	5.56	3.16	(4.13)	3.86	3.94	(0.25)	2.37	1.33	(0.43)	6.15	(3.32)	21.36	23.31
2023	5.57	(2.77)	1.25	1.19	1.28	6.20	3.42	(1.72)	(4.74)	(3.06)	9.51	5.40	22.57	24.23
2022	(9.31)	(2.49)	2.82	(8.87)	(3.00)	(9.39)	9.07	(2.88)	(8.43)	7.08	3.35	(3.69)	(24.76)	(19.44)
2021	(0.22)	2.59	0.51	5.85	(0.83)	3.72	1.52	2.11	(4.31)	5.47	(0.86)	0.58	16.88	26.89
2020	2.00	(9.16)	(10.65)	14.46	7.17	3.44	7.33	7.02	(2.34)	(2.61)	12.80	3.39	33.83	16.26
2019	9.36	3.63	0.63	4.34	(6.32)	6.18	2.15	(3.28)	(1.09)	1.63	4.93	1.64	25.35	28.88
2018	6.23	(2.32)	(4.09)	1.50	2.16	0.83	1.93	3.82	(0.01)	(8.89)	1.26	(9.34)	(7.89)	(6.24)
2017	2.80	3.72	0.01	1.58	0.45	0.99	2.37	(0.52)	2.01	2.19	2.05	3.45	21.06	19.42
2016	(8.93)	(0.41)	4.74	0.57	2.14	(1.93)	5.63	(0.32)	0.23	(2.03)	3.30	(0.11)	2.10	9.54

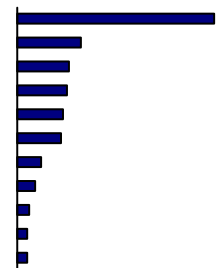
Fund Overview*

Top 10 Positions

SOURCE S&P 500 UCITS ETF	9.8
NVIDIA CORP	5.5
APPLE INC	4.8
AMUNDI FDS-CASH USD - IUC	4.4
UBS LUX MONEY MKT USD I-A3 A	4.3
JPM LIQ-USD LIQUIDITY-C	3.8
MICROSOFT CORP	3.7
AMAZON.COM INC	3.1
MICRON TECHNOLOGY INC	2.2
BROADCOM INC	2.2

Sector Allocation

Information Technology	37.2%
Financials	12.1%
Communication Services	9.9%
Consumer Discretionary	9.3%
Health care	8.6%
Industrials	8.5%
Consumer Staples	4.7%
Energy	3.4%
Utilities	2.4%
Materials	2.0%
Real Estate	1.8%

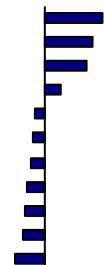


Style

Blend	60.6%
Growth	23.9%
Value	15.3%

Active Position

Utilities	2.4%	0.3%
Financials	12.1%	0.2%
Energy	3.4%	0.2%
Materials	2.0%	0.1%
Real Estate	1.8%	0.0%
Consumer Discretionary	9.3%	-0.1%
Information Technology	37.2%	-0.1%
Industrials	8.5%	-0.1%
Consumer Staples	4.7%	-0.1%
Health care	8.6%	-0.1%
Communication Services	9.9%	-0.1%



Market Capitalization

Large cap	69.3%
Small Cap	16.2%
Mid cap	14.3%

*These data result from the consolidation of the positions held by the underlying funds.

Manager

PKB Private Bank SA
Diego Bossio

Fees

Management fee: 1.50%
Performance fee: 15% over the
benchmark with high
watermark

Refers to the Prospectus/KID
for all costs

Minimum Investment

No minimum amount

Subscriptions/ Redemptions

Daily

Isin: LU0417729729

Bloomberg: PLQUASA LX

Telekurs:10007392

Registered for sale

Luxembourg, Switzerland, Italy

Legal Structure / Fund Domiciliation:

Planetarium Fund, UCITS V, Luxembourg

Management Company, Principal Distributor:

Lemanik Asset Management SA, Luxembourg

Custodian Bank, Transfer Agent, Central Administration, Paying Agent:

BNP Paribas, Luxembourg Branch

Promoter:

PKB Private Bank SA

Contacts:

PKB Private Bank SA
Via S. Balestra 1
CH - 6901 Lugano
www.pkb.ch

Planetarium Fund
106, Route d'Arlon
L-8210 Mamer
Grand Duchy of Luxembourg
www.planetariumfund.com
Email: info@planetariumfund.com

Information specific to Swiss investors:

Representative:

ACOLIN Fund Services AG

Paying Agent:

PKB Private Bank SA

Publications:

www.fundinfo.com

Information specific to Italian investors:

Paying Agents:

Société Générale Securities Services S.p.A.;

ALLFUNDS BANK S.A.;

Banca Sella Holding S.p.A.

Publications:

www.fundsquare.net

Disclaimer:

This report has been prepared for information only and must not be distributed, published, reproduced or disclosed by recipients to any other person. All information provided here are subject to change without notice. All investors must obtain and carefully read the prospectus which contains additional information needed to evaluate the potential investment and provides important disclosures regarding risks, fees and expenses. Historical performance is not an indication of current or future performance. Performance shown does not take account of any fees and costs charged when subscribing or redeeming shares. Data and graphical information herein are for information only. No separate verification has been made as to the accuracy or completeness of these data which may have been derived from third party sources. As a result, no representation or warranty, express or implied, is or will be made by PKB as regards the information contained herein. This is a marketing communication. Please refer to the prospectus and to the KID before making any final investment decisions. The Fund is a compartment of the part I Luxembourg SICAV Planetarium UCITS compliant. The prospectus, the articles of association, the key information documents and the annual and semi-annual reports may be obtained free of charge from the PKB representative. The key information documents are available in Italian and in English. A summary of investors rights is included in the prospectus and is available in Italian and English in our website www.planetariumfund.com.